

# DISPATCH


A ROYAL RANGERS MAGAZINE FOR MEN

SUMMER 1981



**A  
Summer  
Full of  
Activities**

**Backpack  
stoves—  
make  
them**



**Trail  
Rangers  
On the  
Move**

**15 Pages  
of tips  
for  
leaders**





## Plan spectacular Outpost Meetings



# DISPATCH

SUMMER 1981

Vol. 17, No. 4



**ROYAL RANGERS  
GAVE ME  
THE TRAINING  
I NEEDED.**  
—Gene Morrison

One day while serving as a supervisor at Consolidated Papers, I received a phone call from a member of management. "Gene," the man said, "I have a great opportunity for you, would you take a job as a Safety and Security Supervisor for a 64 million dollar construction project?" I could not believe this was happening to me. After 19 years of working shift work, weekends and holidays, I was to work the 8-4 shift with weekends and holidays off. Without my prior training from Rangers, it would have been impossible to supervise the 1,000 construction workers. I prayed daily for God's protection for the men and for wisdom and strength to carry out my duties. Many experts told me that the national average for deaths for a project of this size would be four before the job ended. No one was killed. In fact, only two people spent a night in the hospital.

After spending nearly two years on this job, a position for a Safety and Security Superintendent at my home plant opened up. I applied for the job. I prayed much the next few weeks be-

continued on page 15 ▶

Part of Gene's  
Safety Supervisor job  
includes presenting awards  
to safety conscious  
employees.



## CONTENTS

## PAGE

Royal Rangers Gave Me Training	Gene Morrison	2
Keep Your Boys Active This Summer	Lorel Clark	3
Make Your Own Wooden Canteen	Carl Crackel	4
Make Your Own Backpack Stove	Fred Van Horn	5
Your Outpost Planning Guide	Alan Gell	6
Little Johnnie and the Malibu Rock	Connie Lanier	8
A Prince Has Fallen	Johnnie Barnes	12
Trailrangers on the Move	Richard Bettis	13
Your Inheritance	Warren Bebout	16

### Staff

Editor: David Barnes, Assoc. Editor: John Eller, Art: V. I. Productions, National Committee: Silas Gaither, Paul McGarvey, Johnnie Barnes, Paul Stanek.

DISPATCH (ISSN 0190-4264) published quarterly by Royal Rangers, 1445 Boonville Ave., Springfield, MO 65802. Second-class postage paid at Springfield, Missouri. Copyright 1980 General Council of the Assemblies of God. Printed in U.S.A.

POSTMASTER: Send address changes to Dispatch, 1445 Boonville Ave., Springfield, MO 65802.



# KEEP YOUR BOYS ACTIVE THIS SUMMER

BY LOREL CLARK

**S**ummer! Lazy days, vacation. . . . Do we cancel our Ranger programs or do we take advantage of this great opportunity to win and keep boys for the Lord?

Summer—no school! A time when most boys are looking for something to do. Give them something.

All the extra energy that summer brings can be put to good use. Regular Royal Rangers can use all the skills they learned this past winter.

Give them an opportunity to work off some of their requirements. Take them out on picnics, campouts, hikes. Let them see God's handiwork first hand. What boy isn't interested in snails, tadpoles, rocks, and plants.

Now is the time to plan with your boys a summer full of activities. Use your weekly outpost meeting to teach boys and help them prepare items and skills needed for their outings. Your meeting features can cover habits, and facts about animals, insects, plants, and trees they might see on their future outings. Teach them camping techniques to be used on their campouts. Take advantage of boys' natural inquisitiveness.



Now is the time  
to plan with your  
boys a summer  
full of activities.

Don't let this marvelous opportunity slip away. You'll have somebody all summer. All commanders and boys will not be gone at the same time. Many will not be gone at all. But even if you have

only a handful for a hike or picnic, a soul won or encouraged for the kingdom of God is worth this world and some of our precious time.

Why not a boat trip? Plan a two- or three-day bike trip, camping overnight.

Try a float trip. How about a family picnic with the Royal Rangers outpost providing and preparing the food?

And what about a father-son overnight campout? Or, try a rainy day hike. Wear proper rain gear and study nature on a rainy day.

Or try an all day hike with a wiener roast at noon.

How about a backpacking trip? Camp overnight without tents, making your own shelter with materials at hand. Or, find natural shelter.

Have a Royal Rangers Camping Fair. Set up a full camp on the church grounds or some other central location. Let the boys demonstrate camping skills including cooking.

Plan well, keep your boys and commanders enthused. Be enthusiastic about the program yourself. Keep your boys active this summer. \*

## ENERGY PUT TO USE

Work off requirements.

Plan picnics.

Make campouts creative.

Hike a hefty trail.

Learn to respect nature.

Take a boat trip.

Go fishing.

Try a float trip.

Father-Son campouts.

Rainy day adventures.

Backpack

Camping Fair.

Family Picnics.



## ACTIVATE YOUR OUTPOST

Demonstrate camp skills.

Teach boys to cook.

Nature Studies.

Work on advancement.

Patrol skits.

Review fire safety rules.

Bike safety & rules.

Display nature items.

Teach water safety.

Rapelling basics.

Preview fall activities.

"Help-neighbors" campaign.

Make a backpack stove.



# MAKE YOUR OWN WOODEN CANTEEN

BY CARL CRACKEL

## MATERIALS NEEDED:

4 pcs.— $\frac{3}{4}$  inch thick x 8 inches oak wood squares.

6 pcs.— $\frac{3}{8}$  inch diameter x 3 inch long dowel pins.

12 pcs.— $\frac{1}{8}$  inch diameter x  $\frac{3}{4}$  inch long dowel pins.

1 pc.— $1\frac{1}{16}$  inch diameter dowel pin—wooden stopper.

1 pc.—leather strip 64 inches long x 2 inches wide.

14 pcs.—upholstery tacks.

Stain—optional.

## TOOLS NEEDED:

Sabre saw or coping saw.

Wood rasp.

Sand paper.

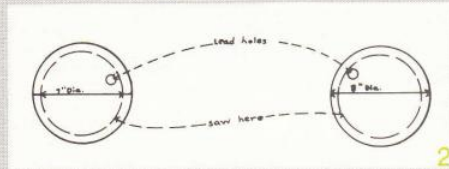
$\frac{3}{8}$  inch drill with  $\frac{1}{8}$  inch bit, and  $\frac{3}{8}$  inch bit.

One inch wood bit.



### STEP 1

Cut four, 8-inch diameter wood circles with a sabre saw or coping saw.



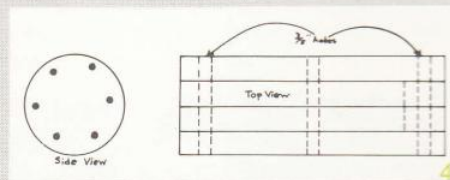
### STEP 2

With a sabre saw or coping saw, cut out a 7-inch diameter circle in two of the 8-inch diameter pieces. A lead hold should be drilled first, so that the inside cut can be made. The two inside circles may be discarded.



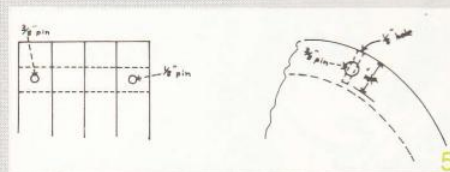
### STEP 3

Sand the four 8-inch circles until they lay flush with one another.



### STEP 4

Drill six  $\frac{3}{8}$  inch holes  $\frac{1}{2}$  inch from the edge. Drill all four 8-inch circles stacked together. (Note—the 8-inch circles may be glued together before drilling.) Then insert  $\frac{3}{8}$  inch pins.

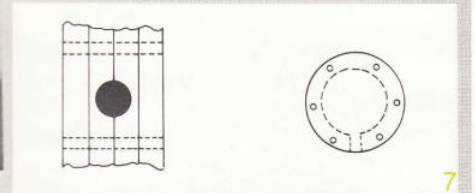


### STEP 5

Drill twelve  $\frac{1}{8}$  inch holes,  $\frac{3}{4}$  inch deep; then insert  $\frac{1}{8}$  inch pins.

### STEP 6

Sand entire outside of canteen, and, if desired, staining should be done at this time.



### STEP 7

Locate a place between two  $\frac{3}{8}$ -inch pins, then drill a 1 inch hole for canteen opening. Using a wood rasp, taper wood—wood stopper to fit opening in canteen.



### STEP 9

Attach leather carrying strap to canteen with tacks.

**SPECIAL NOTE #1**—If any type of wood other than oak is used, inside of canteen should be coated with liquid plastic—available at hardware and paint stores.

**SPECIAL NOTE #2**—Submerging canteen in water for a few hours should cause wood to swell enough to stop any leaks.



# MAKE YOUR OWN BACKPACK STOVE

BY FRED VAN HORN

Necessity is the Mother of Invention.

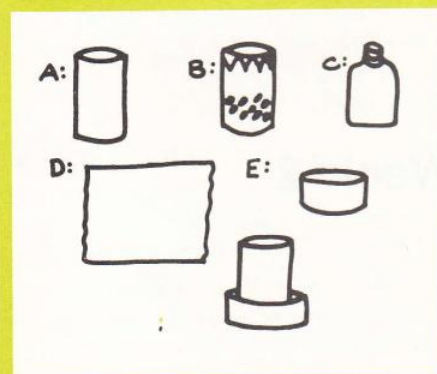
The idea of the backpack stove was born out of necessity. A commander and I wanted something light weight and inexpensive. The following reasons are why we came up with this stove.

- (1) Places we go to in the summer, don't allow fires.
- (2) Most stoves are too bulky to carry three or more miles when hiking.
- (3) Each boy needs his own stove so he can learn to cook his own meals.
- (4) Most boys don't have the money to buy a small enough stove to take with them.

Roy Martin and Fred Van Horn hope their idea will be of help to all Royal Rangers.

## INSTRUCTIONS FOR TIN CAN ALCOHOL STOVE

1. Use marine alcohol (100% pure alcohol). Do not use gasoline or white gas, because it burns too fast, and boils over. Also, you may use cleaning alcohol.
2. Use away from bushes and tents in case of spillage. Make sure the surrounding area is clear and flat.
3. Disassemble entire kit. Kit:




- A. is the flame snuffer. It is the larger can.
- B. is the stove, it has the holes.
- C. is the jar that contains your fuel.
- D. is the cardboard that protects your plastic fuel jar.
- E. is the smallest can (a tuna can) which is the wind shield for the bottom holes and funnel.
4. Place small tuna can on flat surface, put stove piece inside tuna can.
5. Pour fuel up to or within  $\frac{1}{4}$  inch beneath small holes.
6. Drop well lighted match into alcohol slowly. The colder the alcohol, the harder it is to start, do not refuel stove while burning.
7. Sit pan centered on the stove.
8. When finished with the stove, put snuffer can over the flame. Push all the way down.
9. If small flame remains around base, blow it out.

10. Wait a few minutes for can to cool. After it cools, remove snuffer can, if it hangs on, gently pull stove free from snuffer can.

11. Tip tuna can at a 45 angle with little funnel hole at top. Pour remaining fuel from stove into tuna can and then pour from tuna can (through funnel hole) into fuel jar.


### HINTS:

1. When putting cardboard back into cans, roll tightly in hands to drop into stove. It will open to proper size.
2. Select a particular special hole from bottom of stove to pour remaining fuel out of. A flat one works best.
3. You can use your stove for a pattern to make more stoves. And make copies of this instruction sheet.



# YOUR OUTPOST PLANNING GUIDE

By Alan Gell



## JUNE

Advancement

## JULY

### Week 1

Bring all advancement folders up to date. Practice a Council of Achievement (or a key difficult part that the boys need to work toward).

### Week 2

Have each boy prepare a special display of something they have done or are doing on an advancement.

### Week 3

Prepare patrol skits to be presented at "Parents Night" Council of Achievement and review work to see if displays are ready for view.

### Week 4

Have a field trip during the meeting to another outpost. (Note: plan this in advance with other group.)

### Week 1


Have the boys make an "inspection list" that they will use to inspect their own houses. Have them report what they find.

### Week 2

Review and go over all fire safety rules . . . both in the home, at outpost, and on campouts or trips.

# YOUR OUTPOST PLANNING GUIDE

By Alan Gell



## Fire Safety

### Week 3

Hold a field trip. Go to a local fire station. Be sure to arrange this in advance. If not practical, have a fireman visit your outpost meeting.

### Week 4

Have boys prepare fire safety posters. Hold a contest and judge best ideas, etc. Give simple prizes.

# AUGUST

## Nature Study

### Week 1

Get books out of library on how mountains are created. During this session the basics of rappelling can be taught.

### Week 2

Have a special guest—find a geologist or a college student who is studying geology lecture.

### Week 3

Good time to study rocks and minerals. Get someone specialized to help with this lecture if possible.

### Week 4

Take a nature hike in the woods nearby or a local park. Have boys collect sample nature items for display.


# DEVOTIONS FOR BOYS

Leaders, take advantage of this FEATURE DEVOTIONAL, LITTLE JOHNNIE AND THE MALIBU ROCK! Enlarge these illustrations by Cindy Deaton and use them under an overhead projector, or have your outpost make them into posters. Your accompanied dramatic reading of Little Johnnie's story, written by Connie Lanier, can become a spectacular devotional, one capable of reaching, teaching, and keeping boys for Christ!



As Little Johnnie carried the garbage out the door he asked, "Mom, is this THE DAY?"

"Yes, it is, Johnnie. This is Wednesday—Royal Rangers Day!" his mom happily answered.



Little Johnnie was nine years old. He was a member of a Royal Rangers outpost in sunny Florida. He always got excited on Wednesdays. In Royal Rangers meeting, Commanders would tell stories, organize skits and plan camping trips.



This Wednesday, all the fellas met outside under the trees. But, just as Little Johnnie got seated, he started wiggling, squirming, slapping, and hitting. When he could stand it no longer he yelled, "Ants!" They all came to his rescue and seated him elsewhere!




# LITTLE JOHNNIE AND THE MALIBU ROCK

WRITTEN BY CONNIE LANIER, ILLUSTRATED BY CINDY DEATON

So, the homeowners banded together and filed suit against the State Highway Department, claiming them liable to any harm the rock might cause if it broke loose.

First they tried to pull the boulder loose with a net. Second, they tried pushing it loose with one, then two bulldozers. Nothing. What would it take to get the rock off the hill?




The Commander soon started his story. . . . He said, "Fellas, once, not long ago, there was this hill in California. On top of this hill was a huge rock, weighing 2,000 tons. Homes were built down below the rock in the valley. If this rock was to fall, hundreds of homes would be destroyed.


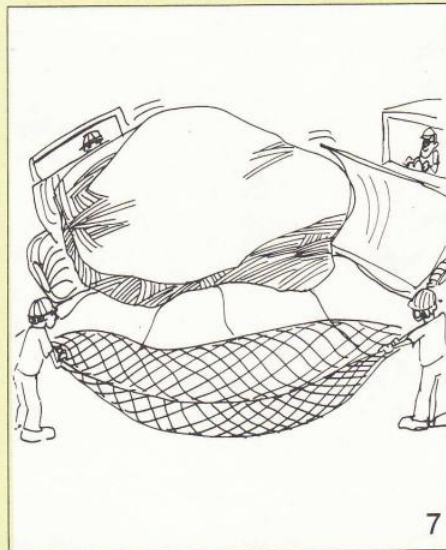



Upon receipt of the claim, the State Highway Department men went up the hill to investigate the huge rock.

They thought and thought about how to loosen it and carry it away.




Then they decided to try to flood it loose. All that project did was to send mud crashing down on the homes below!




At the same time that THE ROCK was making headlines in all the local California newspapers, an Australian man, visiting the United States, while reading about it one day, got an idea. . . .



He quickly went to the work-crew of the Highway Department and told them he wanted to buy the rock. The men looked at each other, thinking they'd found a real ROCK-HEAD! He was soon told that he could purchase the rock for \$100, providing that he found a way to move all 2,000 tons of it away!




This remarkable man went to, of all places, a hospital in California and told them of his plans for THE ROCK. Together they came up with \$2,000. The large rock was moved to the hospital grounds and draped with a huge veil covering. From February to May of 1979, this man chiseled and carved into the rock a portrait of the great Duke, John Wayne.




John Wayne was in this hospital at the time. When discouraged, on his way out, he looked a long time at the portrait of himself in the large rock and smiled, and said, "I like it. Thank you very much."

Later, a man from Arizona bought the rock for \$1,000,000 and placed it in a museum on top of the same hill, 2 miles down the road.



The commander looked at the boys. He said, "Our lives are just like that rock. They're unimportant and of no value until THE ROCK, JESUS CHRIST, is 'chiseled' into our hearts and we take on the appearance of God's only Son, Jesus. Then, we become more precious than diamonds. 2 Samuel 22:2 reads, 'The Lord is my rock, and my fortress and my deliverer.'"



Little Johnnie was so glad he had come to Royal Rangers this day. For, he wanted, above all, to have Jesus shine from his life as THE ROCK!



DON'T MISS THE EXCITEMENT  
AT THE 1982  
**NATIONAL CAMPORAMA**  
Fort Heritage  
Charlotte, North Carolina  
July 27-31





# A PRINCE HAS FALLEN

*Holly Gentry—*

“He loved God,  
he loved his family,  
and he loved boys.”

When David announced the death of his beloved friend Jonathan, he declared, “A Prince Has Fallen.”

This was my reaction when I learned of the tragic death of Holly Gentry—one of our most promising young Royal Rangers Commanders.

He died January 5th along with three other fine Christians in a shocking, bizarre murder.

I first met Holly at an NTC, conducted at Camp Arrowhead, Missouri.

I remember he had a silly grin that was very effective in disarming a person when you were trying to be very stern. Even though the NTC routine was very demanding, he was always smiling.

I followed with a great deal of interest the progress of the Royal Rangers ministry at Faith Assembly of God in Fort Smith, Arkansas—where he became Senior Commander.

Some of the programs and activities at Outpost 63 were outstanding. One year they wrote and performed a Royal Rangers Christmas play. This play appeared in Dispatch magazine.

Their annual Royal Rangers summer trip to such places as Colorado and South Dakota were the envy of many groups.

I remember visiting a Powwow on his father’s ranch. Holly was in charge of arrangements for the council fire. The theme that night was western. I had never seen a more elaborate set-up. The set even included horses and a real chuck wagon. He was wholehearted in everything he did in Royal Rangers.

I remember a National Training Trail in which we were walking in a down-pour. It was a time when it was easy to get very discouraged. However, Holly’s cheerful disposition kept a lot of spirits high that would have otherwise been gloomy.

He was an example in personal preparation. He completed the Leadership Training Course and then taught the course to other leaders in his church.

He was active in the Frontiersmen Camping Fraternity and had the FCF name of “Straight Arrow.” This name could not have been more appropriate. He lived what he taught. His Christian testimony was clear-cut, not only in church; but in his daily life and in the community. He shared his faith with many people.

He loved God, he loved his family, and he loved boys. On the night before he died, he was counseling a Royal Ranger with a problem. His dedication to boys was reflected in the Royal Rangers who served as pallbearers at his funeral.

Holly was only 28 when he died, but his testimony and efforts live on.

Reports indicate that over 30 people were saved the week following his death—because of his previous witnessing. And many more have been “saved” since.

A prince has fallen. He will be missed, but he will not be forgotten.

*Johnnie Barnes*

Clynelle Harris Aldridge wrote a poem about Holly, which expresses how many people felt about him. It is an appropriate tribute to his life and faith.

## A Ranger’s Promotion

*H*appy, Honest and Helpful,  
Holly was in every way,  
Faithful to study his Bible,  
found time to pray.  
*O*bedient to those in authority,  
he respected his fellowman.  
He was known for giving others  
a kind and helping hand.  
*L*oving husband, father,  
brother and fine son.  
As a Royal Ranger Leader,  
Holly was a great one.  
*L*oyal to God  
his church and friends,  
His Motto was,  
“I’ll go where Christ sends.”  
*Y*ielded, yes definitely willing,  
to do God’s Will.  
Dedicated, he grew up following  
God’s Voice small and still.  
*G*odly, generous and gentle  
to each and everyone,  
He was kind and thoughtful  
of Jeremy, his son.  
*E*ager to give attention  
to Debbie, his wife,  
He was proud of little Robyn,  
the Gentry’s had a happy life.  
*N*ice, seems trite,  
neighborly doesn’t really describe  
him.  
His Mother and Father proclaimed  
Holly was a great joy to them.  
*T*ruthfulness meant more  
than the Royal Rangers Creed,  
He not only taught it,  
he lived it in word and deed.  
*R*ighteous, religious,  
reverent, and most real,  
“A Ranger” has left us,  
but his influence we shall continue  
to feel.  
*Y*es, Holly has been promoted  
and heard Jesus say, “Well Done.”  
Let us plan to join him in Heaven,  
when life’s race here we have won.



# Trail Rangers on The Move!

BY RICHARD BETTIS,  
Senior Commander  
Glad Tidings Assembly of God  
Des Moines, Iowa

Our church has just reorganized the Royal Rangers program. We started with the Straight Arrows through the Trailblazer ages. The meeting is held every Wednesday night (now called "Family Night"). ►



Keeping the boys together in Christian Fellowship is very important.

Trail Ranger age boys go to their youth service on Wednesdays, thus eliminating them from our Royal Rangers program. This created a problem for them. How could their program be carried on? I was asked by the Trail Rangers to solve this problem because they wanted their program too.

There were two questions asked them: (1) How sincere were they, and (2) would they come another night? Well, the questions were answered. We started with five boys and now have eleven in our group—which has now been in operation one month. How important is this age group to us? I believe they are the backbone of our Royal Rangers program. If I do my job, God will develop them as the new leadership of our church—not only to lead boys in Royal Rangers programs,

but as Sunday school teachers, deacons, and ministers of the gospel.

Is this working? I'm here to tell you, it is. This Royal Rangers program is taking boys off the streets and giving them something to do. We bought 100 Royal Rangers New Testaments—giving them to the boys. The challenge was given to them to replace the cigarettes in their shirt pockets with New Testaments. It's beginning to work. I was asked if I could replace a New Testament for one Ranger because he had given his away to a boy in high school.

How is this being accomplished? "ACTION"—by completing the Leadership Training Course and an NTC school we learn how to lead our outposts. Boys are looking not only for book learning, but practical daily Christian

living put into ACTION. By attending sports events, Cokes after Royal Rangers meetings and church services, roller skating, parties, and other get-togethers with them helps to get them involved. The outreach and success of the outpost will depend on how much the leaders are willing to do. Keeping the boys together in Christian fellowship is very important in their lives, because if we don't, the world will lure them.

How about it? Put yourself into gear and put into action what you have learned. The need of our Trail Rangers program to be actively involved is important as a vital outreach arm of our church. Many souls will be won as we challenge them. So, let's get started and move with God! \*

Continued from page 2.

cause I wanted God's will for my life. When I was called in for an interview; some of the questions asked were, "Have you ever spoken in front of groups of people?" My answer, "yes, as many as 1,000 at a district Royal Rangers rally." "Would you feel uncomfortable or nervous meeting and talking with important people?" "No, I have met with the Governor of Wisconsin, the Adj. General of the state of Wisconsin, and national Royal Rangers leaders."

"Have you ever conducted meetings?" "Yes, once a week for the past 16 years in my local outpost."


"Why do you feel you are qualified to train people?" My answer: "I have served on three NTC staffs. I am a certified instructor-trainer for the Royal Rangers Leadership Training Course, a CPR and First Aid instructor for the American Red Cross."

"Do you feel that you could supervise people?" Yes: "I have served as Aide-de-Camp for the state of Wisconsin for several years and as chairman of the Ranger Outpost Council." "One quality that we are looking for is a proven achiever. What do you have to offer us?"


My answer: "Several years ago I helped pioneer the Wisconsin/Northern Michigan Royal Rangers program. I have been awarded the Medal of Merit, and the Outstanding Service award. I have also been awarded the Outpost Commander's award for 6 years in a row, and the Leader's Gold Medal of Achievement."

Needless to say my future bosses were very impressed with my experience and training—all of which I received because of my involvement in Royal Rangers.


I will be eternally grateful for the Royal Rangers ministry for helping to train me for the position of Safety and Security Superintendent at Consolidated Papers, Inc.



"THE INDIANS WOULD'VE SCALPED A STRAGGLER LIKE YOU A LONG-TIME AGO, MR. WILSON!"



"AND HE DROPPED THIS!"



"HE FELL ONCE"



# Motivate your boys to Action

All the awards and recognitions your Royal Rangers can earn are described in detail in this convenient book. The requirements for earning each award are clearly spelled out so the boys can see what they are working for and what they must do to meet their goals.

Recognitions for leaders are described as well. This book is a must for every leader and every boy in your Royal Rangers group.

Place your order today.

02 FQ 0715 \$1.95



Postage/handling charges (subject to change): Less than \$10.00, 15%; \$10.00-\$24.99, 10%; \$25.00-\$49.99, 9%; \$50.00 or more, 7%.



# YOUR INHERITANCE

By Warren Bebout

Scripture references: (N.I.V.) Romans 8:17; Titus 3:7.

If you had a wealthy uncle who left you an inheritance in his will of great wealth, would you turn it down? Some people naturally become heirs to great wealth and riches when they are born. Such as sons and daughters of kings, presidents, dictators, emperors, missionaries, and so forth. Very few of these "heirs" denounce their claim to fortune when they come of legal age. Most of them will gladly accept their rightful inheritance offered to them. Those who refuse to claim their inheritance must learn to cope without the wealth offered to them.

In the United States, those who accumulate great wealth through inheritance (whether it is through a will, trust fund, hitting a jackpot winner at a casino, a horse race, or winning a contest) will have to pay inheritance tax to the government on their inheritance or winnings.

If an inheritance was offered to you *right now*, that is worth more than any or all other inheritances combined—would you accept it? If this same inheritance could guarantee you things money cannot buy, would you still "go for it?"

There *is* such an inheritance being offered to you *today*, this very hour, this very minute. And it is an inheritance that will bring you everlasting happiness, contentment, peace, joy, and riches untold. If you are interested in such an inheritance all you have to do is ask for it, and you will become "joint heirs" with millions of other people.

This inheritance has been bought for you. A severe price, the supreme price was paid for your inheritance. A life was laid down so that you could have this inheritance. All you have to do is ask for your portion of this great inheritance. When Christ died on that cross for your sins and mine, He paid the price for our inheritance. This is an eternal inheritance, never ending. Not just one that will only last our lifetime, but forever! You can inherit *eternal* happiness, contentment, joy, peace, life, and all the wealth heaven has to offer. Where else could you walk on streets of gold? In Romans in the (NIV) chapter 8, verse 17, the Scriptures tell us that we are heirs—heirs of God and coheirs with Christ."

All you have to do is ask Jesus to come into your heart, ask forgiveness for your sins, and acknowledge HIM as

the Son of God, the Saviour of your soul. He will do it, because that is why HE died for *you* and me, so that *you* and I could inherit eternal life. In the (NIV) in the Book of Titus, chapter 3, verse 7 we find "that having been justified by His grace, we become heirs having the hope of eternal life." What are you going to do with this inheritance offered to you *FREE* of cost? Remember, you don't have to pay the "inheritance tax" on *this* inheritance! You don't have to be concerned about being kidnapped for a ransom for a portion of *this* inheritance, either! Once you accept this inheritance, *no one* can take it from you. Only *you* can cancel it. God will not "back out" on HIS promise to you. It's up to you to decide whether or not to take this inheritance offer that is rightfully yours, if you accept Jesus Christ as your Saviour.

Remember, this inheritance lasts for eternity, not just a lifetime. So the outcome of your decision (one way or the other) will last for eternity. Better make sure you make the right choice. You can accept Jesus and this inheritance now right where you are. All you have to do is pray the sinner's prayer, and ask Jesus to make you a coheir with Him.

